

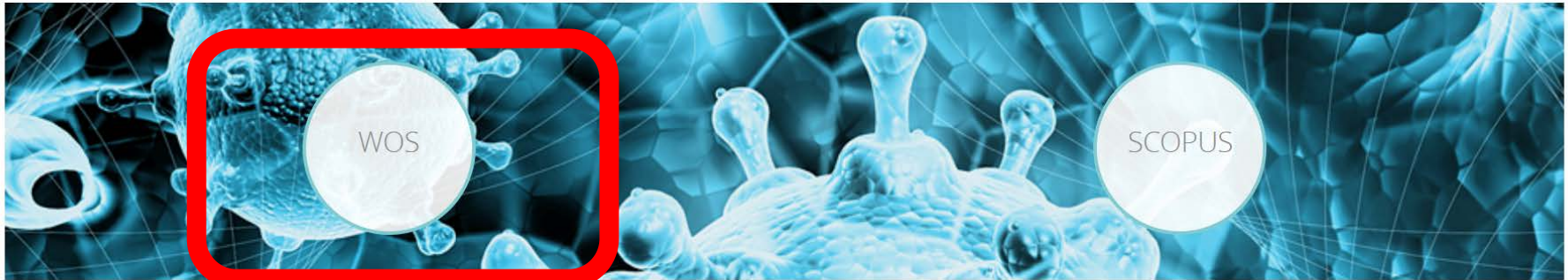
Como elegir una revista para enviar tu trabajo

- Acudir a bases de datos de nuestra especialidad: **Web of Science**
- Comprobar el prestigio internacional de la revista: **JCR e Impact Factor (IF)**
- **Compara la calidad** de tu artículo con la de los publicados en las diferentes revistas
- Haz una **lista de Revistas** con un rango de IF objetivo
- Asegúrate que los objetivos y el alcance de la revista coinciden con tu trabajo
- Resulta muy útil hacer un Excel con la tasa de aceptación y rechazo: **Acceptance Rate**
- ¿De cuanto tiempo dispones? Comprueba el **tiempo medio de revisión**
- ¿Cuánto puedes gastarte? Averigua los costes de publicación (**Open Access**)
- ¿Será muy laborioso? Estudia las **instrucciones para los autores**

Web of Science (WOS)



INICIO LICENCIAS SERVICIOS AYUDA CONTACTO



Indices de impacto



Formación



Licencias nacionales

Usuario registrado

Cuenta de correo

Contraseña

I'm not a robot



[¿Olvidó su contraseña?](#)

[¿Desea cambiar su contraseña?](#)

Instituciones federadas en la FECYT



Universidad Complutense



Recordar selección

ACCEDER

InCites Journal Citation Reports

StarVite
Analytics

Sign In

Email Address

Password

Sign In

Stay signed in

Institutional (Shibboleth) Sign In

Authorized users select your institution's group or regional affiliation:


Federation of Spain by FECYT

Como elegir una revista para enviar tu trabajo

- Acudir a bases de datos de nuestra especialidad: **Web of Science**
- Comprobar el prestigio internacional de la revista: **JCR e Impact Factor (IF)**
- **Compara la calidad** de tu artículo con la de los publicados en las diferentes revistas
- Haz una **lista de Revistas** con un rango de IF objetivo
- Asegúrate que los objetivos y el alcance de la revista coinciden con tu trabajo
- Resulta muy útil hacer un Excel con la tasa de aceptación y rechazo: **Acceptance Rate**
- ¿De cuanto tiempo dispones? Comprueba el **tiempo medio de revisión**
- ¿Cuánto puedes gastarte? Averigua los costes de publicación (**Open Access**)
- ¿Será muy laborioso? Estudia las **instrucciones para los autores**

InCites Journal Citation Reports

Clarivate
Analytics



Go to Journal Profile

Master Search



Select Journals

Select Categories

Select JCR Year

2019

Select Edition

SCIE SSCI

Clear

Submit

Journals By Rank

Categories By Rank

All Journal Categories ranked by Number of Journals

Customize Indicators

	Category	Edition	#Journals	Total Cites	Median Impact Factor	Aggregate Impact Factor
1	ECONOMICS	SSCI	373	1,116,324	1.411	2.219
2	MATHEMATICS	SCIE	325	565,491	0.794	0.993
3	MATERIALS SCIENCE, MULTIDISCIPLINARY	SCIE	314	5,001,499	2.528	5.274
4	BIOCHEMISTRY & MOLECULAR BIOLOGY	SCIE	297	3,962,918	3.167	4.696
5	NEUROSCIENCES	SCIE	272	2,548,868	3.052	4.041
6	PHARMACOLOGY & PHARMACY	SCIE	271	1,769,982	2.681	3.442
7	ENGINEERING, ELECTRICAL & ELECTRONIC	SCIE	266	2,097,197	2.204	3.361
8	ENVIRONMENTAL SCIENCES	SCIE	265	2,622,685	2.400	4.313
9	EDUCATION & EDUCATIONAL RESEARCH	SSCI	263	421,337	1.585	1.804

IF: N (total citations)/N (total published articles)

NATURE

ISSN: 0028-0836
 eISSN: 1476-4687
 NATURE PUBLISHING GROUP
 MACMILLAN BUILDING, 4 CRINAN ST, LONDON N1 9XW, ENGLAND
 ENGLAND

[Go to Journal Table of Contents](#) [Go to Ulrich's](#) [Printable Version](#)

TITLES
 ISO: Nature
 JCR Abbrev: NATURE

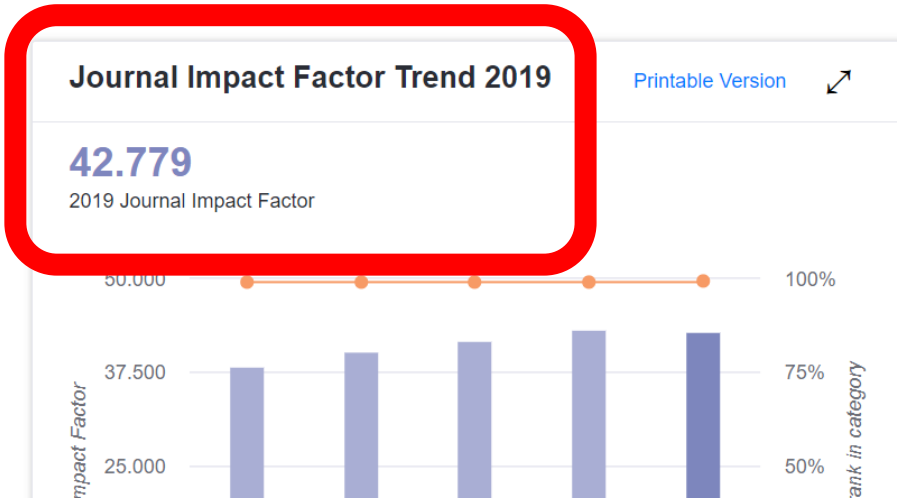
LANGUAGES
 English

CATEGORIES
 MULTIDISCIPLINARY SCIENCES -- SCIE

PUBLICATION FREQUENCY
 51 issues/year

Current Year 2018 2017 All Years

The data in the two graphs below and in the Journal Impact Factor calculation panels represent citation activity in 2019 to items published in the journal in the prior two years. They detail the components of the Journal Impact Factor. Use the "All Years" tab to access key metrics and additional data for the current year and all prior years for this journal.



Como elegir una revista para enviar tu trabajo

- Acudir a bases de datos de nuestra especialidad: **Web of Science**
- Comprobar el prestigio internacional de la revista: **JCR e Impact Factor (IF)**
- **Compara la calidad** de tu artículo con la de los publicados en las diferentes revistas
- Haz una **lista de Revistas** con un rango de IF objetivo
- Asegúrate que los **objetivos y el alcance de la revista** coinciden con tu trabajo
- Resulta muy útil hacer un Excel con la tasa de aceptación y rechazo: **Acceptance Rate**
- ¿De cuanto tiempo dispones? Comprueba el **tiempo medio de revisión**
- ¿Será muy laborioso? Estudia las **instrucciones para los autores**
- ¿Cuánto puedes gastarte? Averigua los costes de publicación (**Open Access**)

Source data Box plot **Rank** Cited Journal Data Citing Journal Data Journal Relationships

Rank

JCR Impact Factor

JCR Year ↕	MULTIDISCIPLINARY SCIENCES		
	Rank	Quartile	JIF Percentile
2019	1/71	Q1	99.296
2018	1/69	Q1	99.275
2017	1/64	Q1	99.219
2016	1/64	Q1	99.219
2015	1/63	Q1	99.206

D1, 10%
Q1, 25%
Q2, 26-50%
Q3, 50-75%
Q4, 75-100%

Como elegir una revista para enviar tu trabajo

- Acudir a bases de datos de nuestra especialidad: **Web of Science**
- Comprobar el prestigio internacional de la revista: **JCR e Impact Factor (IF)**
- **Compara la calidad** de tu artículo con la de los publicados en las diferentes revistas
- Haz una **lista de Revistas** con un rango de IF objetivo
- Asegúrate que los **objetivos y el alcance de la revista** coinciden con tu trabajo
- Resulta muy útil hacer un Excel con la tasa de aceptación y rechazo: **Acceptance Rate**
- ¿De cuanto tiempo dispones? Comprueba el **tiempo medio de revisión**
- ¿Será muy laborioso? Estudia las **instrucciones para los autores**
- ¿Cuánto puedes gastarte? Averigua los costes de publicación (**Open Access**)

Editoriales



nature research



SCIENTIFIC
AMERICAN™

palgrave
macmillan

Editoriales: MDPI



Journals

Information

Author Services

Initiatives

About

Sign In / Sign Up

Submit

Accelerating Open Access.

MDPI is a pioneer in scholarly open access publishing and has supported academic communities since 1996.

Search for Articles:

Title / Keyword

Author / Affiliation

All Journals

All Article Types

Search

Advanced

Open Access Journals

Find Journal...

▼ Browse by Indexing

- Web of Science
- SCIE
- Scopus
- Ei Compendex
- PubMed

Journal of Clinical Medicine
Clinical Performance and Infectivity of
Rapid Antigen Tests

- BioChem
- Bioengineering
- Biology
- Biomechanics
- Biomedicines
- BioMedInformatics
- Biomimetics
- Biomolecules
- Biophysica

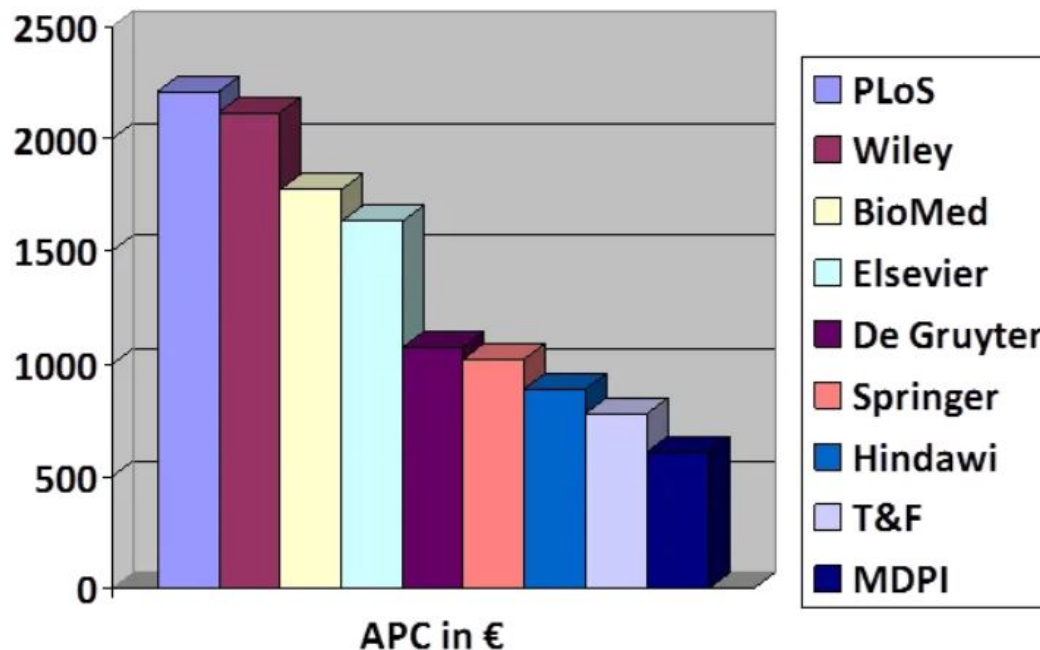
CoV-2

News

8 February 2021
Tomography, A Journal for Imaging Research, Published with MDPI from 2021

29 January 2021
Report Out Now: Assessing the Impact of the Covid Pandemic on the Scholarly

Editoriales



Average APC Prices converted to € from other currencies for comparison (excluding journals that waive 100% of their charges). Source: Publishers' websites | Beata Socha's Illustration.

From 2021, the publisher will charge **€9,500, US\$11,390 or £8,290** to make a paper open access (OA) in **Nature** and 32 other journals that currently keep most of their articles behind paywalls and are financed by subscriptions.

Errores más frecuentes

Falta de brevedad

Falta de claridad

Falta de orden en el planteamiento de las ideas

Repetición de Muletillas

Plagio: Copy and paste

**Errores de
Ortografía**

Falta de coherencia en el uso de los tiempos verbales

Falta de concordancia con la bibliografía

Falta de artículos (como referencia)

Estilo/Formato

CONSEJOS GENERALES

Lee muchos artículos científicos

Prepárate para la escritura de artículos (Reviews, Proceedings)

Presta atención a la estructura de los artículos: The Author Instructions

Escribe con precisión, claridad y economía/brevedad (

CONSEJOS ESPECÍFICOS

Utiliza inglés standard (gramática, frases..)

Usa frases completas y fáciles de comprender

Utiliza el pasado (Past Tense) EN TODO EL ARTÍCULO

Utiliza 'We' o 'passive form' (.....was performed...)

Para el resto utiliza verbos en forma activa

CONSEJOS PARTICULARES

Sólo utiliza abreviaturas para unidades de medida (12 mm, 10 min.)

Resume tus principales hallazgos tras cada hallazgo principal (Altogether,..)

Deja claro qué se ha hecho y qué queda por hacer

Resalta la *novelty* e impacto científico de tu estudio

Estilo/formato

Título

Autores

Abstract

Methods

Results

Discussion

References

Afiliación

**co-autoría (si la hubiera)*

**Autor para notificaciones*

Keywords

Acknowledgements

Conflicts of interests

Authors contributions

Referencias

Include las publicaciones más relevantes: *Key words*

Lee las publicaciones que cites

Cita siempre en relación con el contenido

Cita (te) pero no abuses

Da prioridad a las publicaciones con más IF y más actualizadas

Gestor de referencias: ENDNOTE

EndNote X7 - [My EndNote Library Copy]

File Edit References Groups Tools Window Help

MDPI

Quick Search Hide Search Panel

Search Options Search Whole Library Match C

Author Contains

Author	Year	Title	Rating	Journal	Last Updated	Reference Type
Abenavoli, L.	2009	[Primary biliary cirrhosis: therapeutic options]		Recenti P...	02/02/2021	Journal Article
Abraham, S. C.; Kamath, P. S.; Eghtesa...	2006	Liver transplantation in precirrhotic biliary trac...		Am J Sur...	02/02/2021	Journal Article
Abu Backer, F.; Abu Mouch, S.; Mari, A.	2018	[Primary Biliary Cholangitis: Therapeutic Appr...		Harefauah	02/02/2021	Journal Article
Abu-Wasel, B.; Keough, V.; Renfrew, P...	2013	Biliary stent therapy for dominant strictures in ...		Pathobio...	02/02/2021	Journal Article
Adams, J. M.; Jafar-Nejad, H.	2019	The Roles of Notch Signaling in Liver Develop...		Biomolec...	02/02/2021	Journal Article
Agarwal, K.; Jones, D. E.; Daly, A. K.; J...	2000	CTLA-4 gene polymorphism confers susceptibil...		J Hepatol	02/02/2021	Journal Article
Agmon-Levin, N.; Katz, B. S.; Shoenfel...	2009	Infection and primary biliary cirrhosis		Isr Med ...	02/02/2021	Journal Article
Aguilar, M. T.; Carey, E. J.	2018	Current Status of Liver Transplantation for Pri...		Clin Liver...	02/02/2021	Journal Article
Aguilar, M. T.; Chascsa, D. M.	2020	Update on Emerging Treatment Options for Pri...		Hepat Med	02/02/2021	Journal Article
Ahrendt, S. A.; Pitt, H. A.; Nakeeb, A.; ...	1999	Diagnosis and management of cholangiocarcin...		J Gastroi...	02/02/2021	Journal Article
Aimaiti, Y.; Jin, X.; Wang, W.; Chen, Z.;...	2018	TGF-beta1 signaling regulates mouse hepatic st...		Life Sci	02/02/2021	Journal Article
Akisawa, N.; Maeda, T.; Iwasaki, S.; On...	1997	Identification of an autoantibody against alph...		J Hepatol	02/02/2021	Journal Article
Aleksandrova, E. A.; Burnevich, E. Z.; ...	2013	[Systemic manifestations of primary sclerosing...		Klin Med...	02/02/2021	Journal Article
Ali, A. H.; Carey, E. J.; Lindor, K. D.	2016	The management of autoimmunity in patients ...		Expert R...	02/02/2021	Journal Article
Ali, A. H.; Damman, J.; Shah, S. B.; Dav...	2020	Open-label prospective therapeutic clinical tria...		Scand J ...	02/02/2021	Journal Article
Ali, A. H.; Lindor, K. D.	2016	Obeticholic acid for the treatment of primary b...		Expert O...	02/02/2021	Journal Article
Aljiffry, M.; Renfrew, P. D.; Walsh, M. J...	2011	Analytical review of diagnosis and treatment st...		HPB (Oxf...	02/02/2021	Journal Article
Alkhatib, A. A.; Hilden, K.; Adler, D. G.	2011	Comorbidities, sphincterotomy, and balloon dil...		Dig Dis Sci	02/02/2021	Journal Article
Alper, S. L.	2009	Molecular physiology and genetics of Na ⁺ -ind...		J Exp Biol	02/02/2021	Journal Article
Amarapurkar, D.; Amarapurkar, A.	2015	Indications of Liver Biopsy in the Era of Noninv...		J Clin Ex...	02/02/2021	Journal Article
Appanna, G.; Kallis, Y.	2020	An update on the management of cholestatic li...		Clin Med ...	02/02/2021	Journal Article
Arenas, F.; Hervias, I.; Uriz, M.; Joplin, ...	2008	Combination of ursodeoxycholic acid and gluc...		J Clin Inv...	02/02/2021	Journal Article
Arias, Irwin M; Alter, Harvey J; Boyer, ...	2020	The liver: biology and pathobiology			02/02/2021	Book
Aron, J. H.; Bowlus, C. L.	2009	The immunobiology of primary sclerosing chol...		Semin Im...	02/02/2021	Journal Article
Arsenijevic, A.; Harrell, C. R.; Fellbau...	2017	Mesenchymal Stem Cells as New Therapeutic A...		Anal Cell ...	02/02/2021	Journal Article



SEBBM
ESBBM
SEBBM

Jornadas sobre la
carrera investigadora

Módulo II. Publicaciones científicas y comunicación de la ciencia

Como escribir un artículo científico: pautas y claves

Universidad Complutense de Madrid • Febrero 2021



Fundación General
Universidad Complutense de Madrid



HR EXCELLENCE IN RESEARCH



Como escribir un artículo científico: pautas y claves



Silvia Ortega Gutiérrez
Departamento de Química Orgánica
Facultad de Ciencias Químicas
Universidad Complutense de Madrid



siortega@ucm.es

www.ucm.es/info/quimicamedica

Overall considerations

As an author, you need to take the time and effort to compose an article that has the ability to impart the complexities of the science in a succinct and informative fashion. The narrative should be logical, articulate, eloquent, and easy and enjoyable to read.

A high quality manuscript is the result of considerable effort and one that has been extensively reviewed, revised, and edited.







Writing manuscripts over a long period is challenging and requires both tenacity and patience. It is quite normal to become exasperated with writing and feel overwhelmed by the task at hand.

“

Often, you don't really understand what you have discovered until you write it up!

David Sherman
Professor (Emeritus) of Geochemistry,
University of Bristol

”

	Key Point	Action/Response
	<p>Writing papers is hard work, requires considerable effort and takes a long time</p>	<ul style="list-style-type: none"> • Prepare for the long haul, accepting that most writing is done outside of normal working hours • Find a routine that works for you and develop an effective time management system
	<p>Expect hurdles and delays</p>	<ul style="list-style-type: none"> • Be patient and persevere. • Discussing a problem or taking a break from it often presents a way forward
	<p>It is not at all unusual to get fed up with working on a manuscript and lose perspective</p>	<ul style="list-style-type: none"> • Take breaks to recharge • Discussing the work with someone else can rekindle enthusiasm
	<p>Some reviewers will sometimes miss the point and ask for what you cannot provide</p>	<ul style="list-style-type: none"> • <i>Allow emotions to subside before responding to critiques</i> • Be understanding and do what you can – they are as busy and as distracted as you are and review for free • Addressing reviewers' points frequently enhance the manuscript
	<p>The person who benefits most immediately and most fully from your article is <i>you</i></p>	<ul style="list-style-type: none"> • You are investing in yourself with unknown pay-offs down the line • You are providing a legacy for others to build on
	<p>Recognition and reward for your masterpiece is unlikely to match your expectations</p>	<ul style="list-style-type: none"> • Take pride and satisfaction in getting your work published. It <i>is</i> a significant achievement! • Unexpected rewards will eventually appear

Start writing before writing...

TELLING THE STORY...

Start asking yourself:

Is this a good enough story to publish and, if so, in which journal?

Developing a plan that defines the scope of the paper and identifies the fundamental new science that needs to be conveyed is a very useful initial exercise.

Outline the “story line” by identifying the supporting data

1

Define article content

2

Define target journal

3

Draft manuscript

4

Review, rewrite, repeat as required


Start with the end in mind
Define key finding and global perspective
Select the results (figures, tables) that deliver the targeted narrative
Assemble the text, ensuring a logical thread

Title, authors, abstract and graphical abstract, keywords, introduction, results, materials and methods, conclusions, acknowledgements, references, supporting material

At least:
Circulate to all coauthors
Address all suggested edits and comments
Align all coauthors on final content and perspective
Confirm approval for submission



Title
Authors (authorship)
Abstract and graphical abstract
Keywords
Introduction
Results
Discussion
Conclusions
Materials and methods
Acknowledgements
References
Supporting material



Step

Title Evolution

1. Answer the questions “What is my manuscript about, specifically? What is the main result I am reporting?”

My manuscript is about our study, which found that patients at high risk for developing advanced AMD who took antioxidants plus zinc reduced their risk of developing advanced AMD by 25%.

2. Answer the questions “What was the study design and who were the participants?” Be as specific as possible.

The study was a randomized clinical trial that lasted for 7 years. There were 3640 patients who had at least early AMD and were between 55 and 80 years old.

3. Identify the keywords and key phrases in your answers. Avoid using uncommon abbreviations when possible.

randomized clinical trial
age-related macular degeneration
antioxidants
zinc
reduced risk
patients over 55

4. Identify the most important aspects of your answers that you will emphasize to add impact to your title.

Patients at high risk for advanced AMD who took antioxidants plus zinc reduced their risk of developing advanced AMD by 25%

5. Draft a title sentence using the keywords and emphasis and impact information.

In a randomized clinical trial, patients over 55 and at high risk for advanced age-related macular degeneration who took antioxidants plus zinc reduced their risk of developing advanced age-related macular degeneration by 25%

6. Revise the title to emphasize the important information. Try placing the important information first, and being specific about any relationships (e.g., “reduces” rather than “affects”). Make a statement rather than using weak phrases like “The effects of...”

Taking antioxidants plus zinc reduces the risk of developing advanced age-related macular degeneration by 25% in patients over 55 who were at high risk for advanced age-related macular degeneration in a randomized clinical trial

7. Revise the sentence to remove extra words that detract from the title’s impact. You can also try rewording the title to reduce the number of words or improve impact.

Antioxidants plus zinc reduce the risk of advanced age-related macular degeneration in high-risk patients: A randomized clinical trial

or

Antioxidants plus zinc reduce the risk of advanced age-related macular degeneration for high-risk patients

*Examples are based on information from the National Eye Institute Age-Related Eye Disease Study; details are available at www.nei.nih.gov

THE TITLE “DON'TS”

01

Don't be too broad or too vague. Write a title that emphasizes your key finding rather than describing a broad subject within your field. A specific title will be more helpful to readers, who want to know exactly what research your paper presents.

02

Don't use abbreviations, unless they are approved by your target journal. The full term is more useful for keyword searching, and abbreviations can mean different things, even within similar fields.

03

Don't use wordy filler phrases like “a study on” and “the effects of.” These phrases dilute the strength of your title because they add bulk without much meaning.

04

Focus on writing a title that attracts attention because it identifies the most important and compelling aspect of your research.

05

Don't let your title become too long. Use your title to state only the most important point in your research.

Global chemical effects of the microbiome include new bile-acid conjugations

<https://doi.org/10.1038/s41586-020-2047-9>

Received: 6 July 2018

Accepted: 3 January 2020

Published online: 26 February 2020



Check for updates

Robert A. Quinn^{1,2}, Alexey V. Melnik¹, Alison Vrbancac³, Ting Fu⁴, Kathryn A. Patras³, Mitchell P. Christy¹, Zsolt Bodai⁵, Pedro Belda-Ferre³, Anupriya Tripathi^{1,3}, Lawton K. Chung³, Michael Downes⁴, Ryan D. Welch⁴, Melissa Quinn⁶, Greg Humphrey³, Morgan Panitchpakdi¹, Kelly C. Weldon^{1,9}, Alexander Aksenov¹, Ricardo da Silva¹, Julian Avila-Pacheco⁷, Clary Clish⁷, Sena Bae^{8,9}, Himel Mallick^{7,8}, Eric A. Franzosa^{7,8}, Jason Lloyd-Price^{7,8}, Robert Bussell¹⁰, Taren Thron¹¹, Andrew T. Nelson¹, Mingxun Wang¹, Eric Leszczynski⁶, Fernando Vargas¹, Julia M. Gauglitz¹, Michael J. Meehan¹, Emily Gentry¹, Timothy D. Arthur^{3,7}, Alexis C. Komor⁵, Orit Poulsen³, Brigid S. Boland¹², John T. Chang¹², William J. Sandborn¹², Meerana Lim³, Neha Garg^{13,14}, Julie C. Lumeng¹⁵, Ramnik J. Xavier⁷, Barbara I. Kazmierczak¹⁶, Ruchi Jain¹⁶, Marie Egan¹⁷, Kyung E. Rhee³, David Ferguson⁶, Manuela Raffatellu³, Hera Vlamakis⁷, Gabriel G. Haddad³, Dionicio Siegel¹, Curtis Huttenhower^{7,8}, Sarkis K. Mazmanian¹¹, Ronald M. Evans^{4,18}, Victor Nizet^{1,3,19}, Rob Knight^{3,19,20,21} & Pieter C. Dorrestein^{1,3,19} ✉

J | A | C | S
JOURNAL OF THE AMERICAN CHEMICAL SOCIETY

pubsacs.org/JACS

Article

Targeting Microglia for Therapy of Parkinson's Disease by Using Biomimetic Ultrasmall Nanoparticles


Hanghang Liu, Yaobao Han, Tingting Wang, Hao Zhang, Qi Xu, Jiaxin Yuan, and Zhen Li*

THE AUTHORS

Identifying who should be an author for a paper can be a fraught process, particularly where there have been a large number of potential contributors over a long period of time and when some of those contributions are small.

The potential for colleagues to take offense is a real concern. In theory, the **journal's instructions** to authors should be followed (a real scientific contribution, not merely funding or political reasons).

Author contribution statement.



THE ABSTRACT

An informative **abstract** plays an important role in guiding the reader. When evaluating it, consider if it accurately describes the main points of the article.

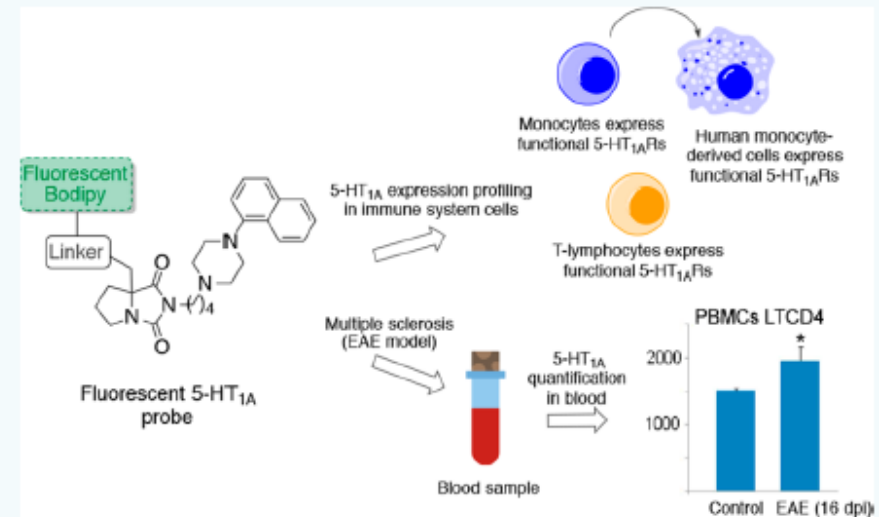
- 01 It **should not** include vague, inaccurate, or misleading statements.
- 02 It should include **brief answers to the four following questions** that mirror the four main parts of the paper:
Why? What is the goal of this paper? What are the research questions?
How? It should outline the approach to answering these questions.
What was done? Briefly summarize the key activities within the main approach
What was found? Provide conclusions addressing the original goal.
- 03 The abstract is usually accessible to all, so it is usually seen by readers in its entirety. Hence, it should be brief, accurate in **summarizing the key results**, and **rich in keywords** so they can be easily identified by search engines such as Scopus or Google. Note that the abstract is a summary of the key findings, not an introduction to the work.



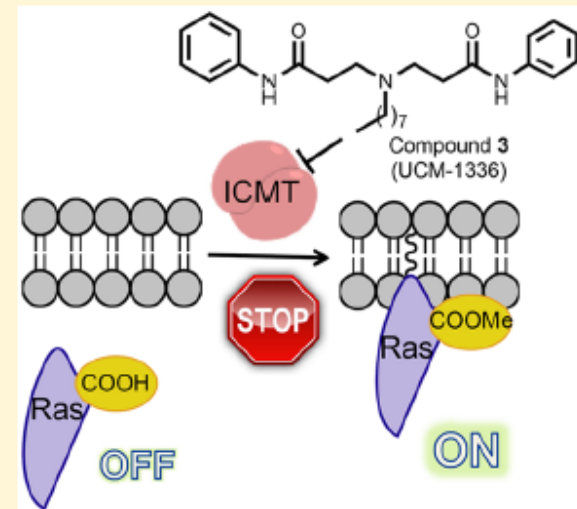
The graphical abstract

The graphical abstract is the most effective way to communicate the key points of an article, particularly in the context of the structures presented. Many readers decide whether to read an article on the basis of the graphical abstract alone, emphasizing the importance of this element of an article. The focus should be on **capturing attention** using **color appropriately** with **high content graphics**.

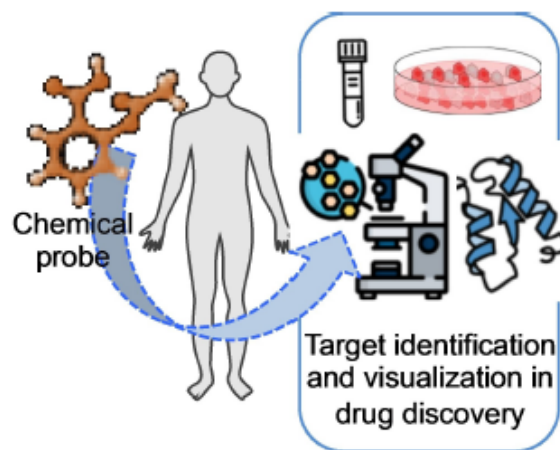
ABSTRACT: Serotonin (5-HT) modulates key aspects of the immune system. However, its precise function and the receptors involved in the observed effects have remained elusive. Among the different serotonin receptors, 5-HT_{1A} plays an important role in the immune system given its presence in cells involved in both the innate and adaptive immune responses, but its actual levels of expression under different conditions have not been comprehensively studied due to the lack of suitable tools. To further clarify the role of 5-HT_{1A} receptor in the immune system, we have developed a fluorescent small molecule probe that enables the direct study of the receptor levels in native cells. This probe allows direct profiling of the receptor expression in immune cells using flow cytometry. Our results show that important subsets of immune cells including human monocytes and dendritic cells express functional 5-HT_{1A} and that its activation is associated with anti-inflammatory signaling. Furthermore, application of the probe to the experimental autoimmune encephalomyelitis model of multiple sclerosis demonstrates its potential to detect the specific overexpression of the 5-HT_{1A} receptor in CD4⁺ T cells. Accordingly, the probe reported herein represents a useful tool whose use can be extended to study the levels of 5-HT_{1A} receptor in ex vivo samples of different immune system conditions.



ABSTRACT: Blockade of Ras activity by inhibiting its post-translational methylation catalyzed by isoprenylcysteine carboxylmethyltransferase (ICMT) has been suggested as a promising antitumor strategy. However, the paucity of inhibitors has precluded the clinical validation of this approach. In this work we report a potent ICMT inhibitor, compound 3 [UCM-1336, $IC_{50} = 2 \mu M$], which is selective against the other enzymes involved in the post-translational modifications of Ras. Compound 3 significantly impairs the membrane association of the four Ras isoforms, leading to a decrease of Ras activity and to inhibition of Ras downstream signaling pathways. In addition, it induces cell death in a variety of Ras-mutated tumor cell lines and increases survival in an in vivo model of acute myeloid leukemia. Because ICMT inhibition impairs the activity of the four Ras isoforms regardless of its activating mutation, compound 3 surmounts many of the common limitations of available Ras inhibitors described so far. In addition, these results validate ICMT as a valuable target for the treatment of Ras-driven tumors.



The earliest preclinical stages of drug discovery must generate information about the identity, the in vivo engagement, and the endogenous levels of the targeted protein(s). In this review, we outline the main strategies by which chemical probes, compounds that rely on chemical reactions to give an answer to specific biological questions, are contributing to currently challenging biomedical applications.



*N. Khiar-Fernández, J. Macicior, Dr. B. Marcos-Ramiro, Prof. Dr. S. Ortega-Gutiérrez**

1 – 15

Chemistry for the Identification of Therapeutic Targets: Recent Advances and Future Directions



THE INTRODUCTION

A **good introduction** should identify a problem that is sufficiently important for the reader to care. It should present the main topic of the paper, explain why this topic is important, and outline a specific plan to address this topic.

A good introduction should provide the **background and perspective to the work described** and should include the pharmacological (and any clinical) background to the project, including any recent reviews and key reference compounds from the literature that have a similar pharmacological profile. It should clearly state the purpose of the work and outline the research hypothesis.

The introduction does not need to exhaustively review previous studies, but important and relevant studies should be summarized. **The reasons for and the aims of the research should be clearly stated.**

References cited should be **pertinent**, reasonably comprehensive, and **up to date** as new literature may have appeared since the completion of the project (which is another reason for writing the introduction late in the process).

THE INTRODUCTION “DON'TS”

01

Don't be too general and do not forget to establish a logical connection from existing knowledge to the specific research questions of the present work.

02

Don't omit important background studies, even though they might contradict the main premise of the paper or compromise its perceived novelty. A thorough reviewer would check for the relevant recent publications.

03

Don't overstate the importance of the work. Provide objective results or specific examples to support your affirmations and avoid blank statements such as “this class of compounds has biological activity”.

04

Don't forget to finish the introduction with a well-defined goal for the paper, the plan of action and the research hypothesis.

References

Whitesides, G.M. Whitesides' group: writing a paper.

Adv. Mater. **2004**, *16*, 1375 (doi: 10.1002/adma.200400767)

Forero, D.A. et al. A brief guide to the science and art of writing manuscripts in biomedicine.

J. Transl. Med. **2020**, *18*, 425 (doi: 10.1186/s12967-020-02596-2)

Hatley, R.J.D. et al. Writing Your Next Medicinal Chemistry Article: Journal Bibliometrics and Guiding Principles for Industrial Authors

J. Med. Chem. **2020**, *63*, 14336 (doi: 10.1021/acs.jmedchem.0c01159)

Alabugin, I.V. How to review a paper

ACS Chem. Health Saf. **2021**, *28*, 14-18 (doi: 10.1021/acs.chas.0c00107)

Writing strong titles for research manuscripts

<https://biosciencewriters.com/Writing-Strong-Titles-for-Research-Manuscripts.aspx>

How to get your paper published

https://chemistry-europe.onlinelibrary.wiley.com/pb-assets/hub-assets/chemistry-europe/GetPublished-in-Chemistry_Europe-Journals-1591172241257.pdf

Biorender (www.biorender.com)

On-line free repositories with templates and images



METODOLOGÍA Y RESULTADOS

María Villalba Orero- mvorero@ucm.es

[Free photo in Unsplash @hcmartob](#)

¿Cómo resolvemos el problema?

Debe permitir que el lector pueda
reproducir el experimento



¿Cómo resolvemos el problema?

Nº CEEA

DISEÑO EXPERIMENTAL

ESTRUCTURADO

ILUSTRACIONES

ESTADÍSTICA

M&M suplementario



¿Cómo resolvemos el problema?

Nº CEEA

DISEÑO EXPERIMENTAL

ESTRUCTURADO

ILUSTRACIONES

ESTADÍSTICA

M&M suplementario

- ✓ No explicar por qué se realiza un procedimiento (discusión)
- ✓ No explicar de forma extendida métodos establecidos



Nº CEEA

Animals, materials, and methods

The study was performed in compliance with guidelines from the Ethical Committee and European Union legislation. Permission to conduct the study was attained from national authorities (license number 0206/18). Horses

Journal of Veterinary Cardiology (2021) 33, 43e51



DISEÑO EXPERIMENTAL

Tipo de estudio →

Analítico/Descriptivo

Prospectivo/**Retrospectivo**

Casos-controles

2. Methods

2.1. Study design

This was a prospective case-control study performed between 2016 and 2017 in the North West of England.

2.2. Research ethics


Gynecologic Oncology (2018) 148, 1, 154-160



DISEÑO EXPERIMENTAL

Tipo de estudio

Definición grupos (edad, **sexo**, CTL/tratamientos)



ESTRUCTURA

Secciones por procedimientos



Mice

Echocardiography

Electrocardiograms

**Cell Culture, Transfection, and
Immunofluorescence**

Immunoprecipitation

Statistical Analysis

Circulation. 2019;140:1188–1204



ILUSTRACIONES

Descripción de metodología →

Importante en artículos
metodológicos



ILUSTRACIONES

Descripción de metodología →

Importante en artículos metodológicos

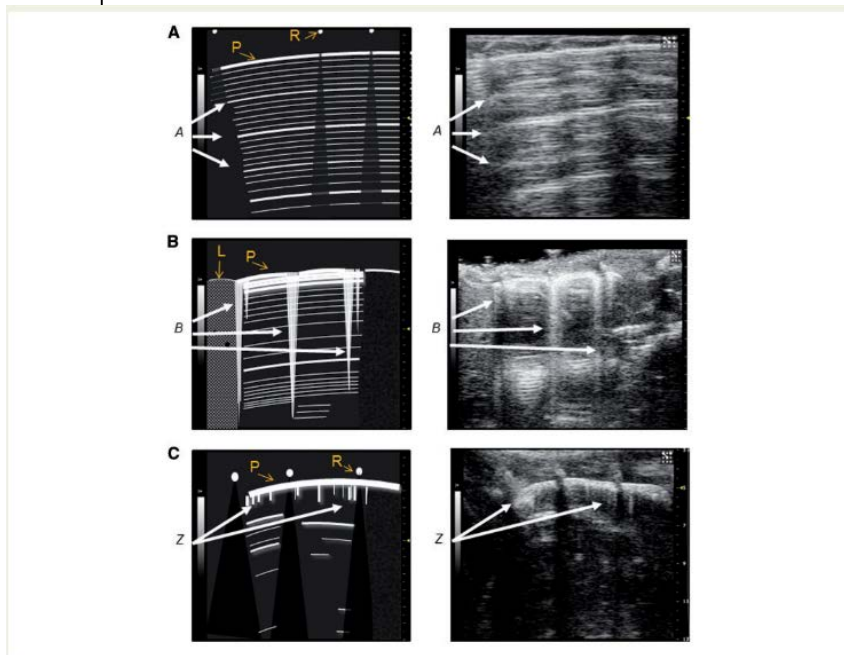


Figure 1 LUS lines profile. Representative schematic (left column) and its corresponding real echography (right column) of A, B, and Z lines (A, B, and C, respectively) in mice. A, images belong to a C57BL/6 control mouse, B, C images belong to C57Bl/6 diabetic mice. P, pleura; R, rib; L, liver. Arrows indicate the different types of lines.

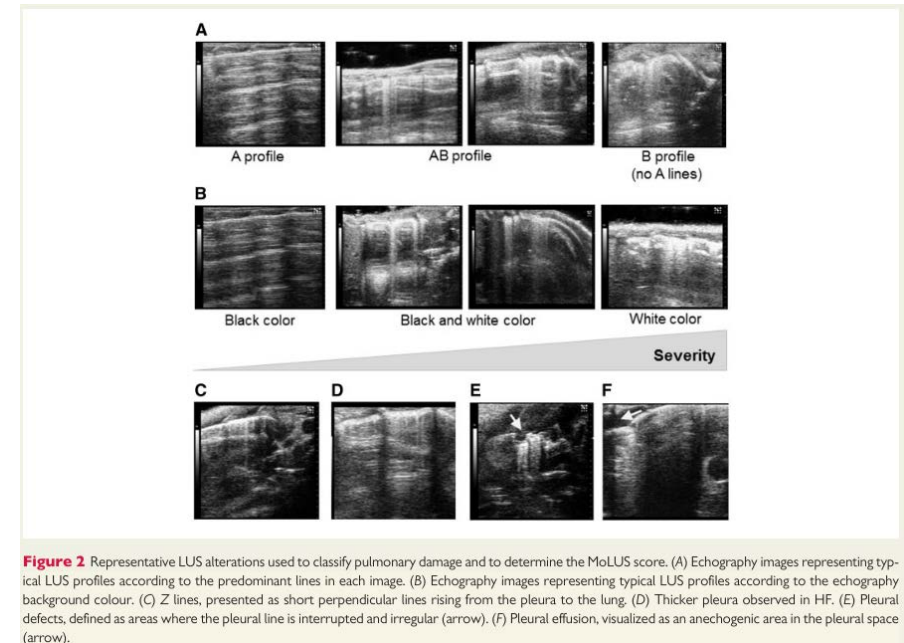


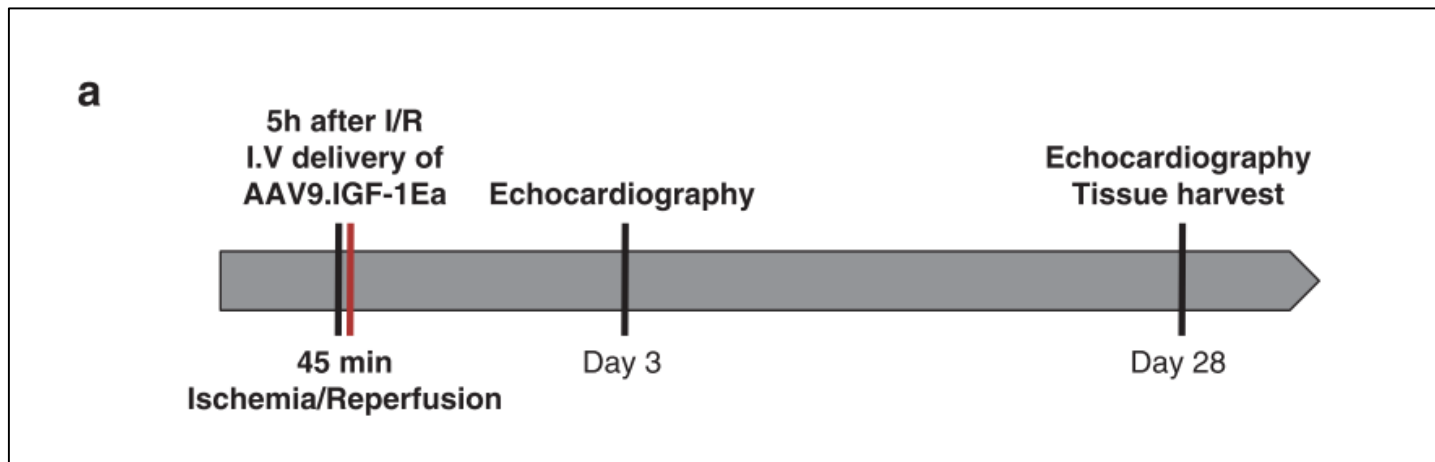
Figure 2 Representative LUS alterations used to classify pulmonary damage and to determine the MoLUS score. (A) Echography images representing typical LUS profiles according to the predominant lines in each image. (B) Echography images representing typical LUS profiles according to the echography background colour. (C) Z lines, presented as short perpendicular lines rising from the pleura to the lung. (D) Thicker pleura observed in HF. (E) Pleural defects, defined as areas where the pleural line is interrupted and irregular (arrow). (F) Pleural effusion, visualized as an anechogenic area in the pleural space (arrow).

Cardiovascular Research (2017) 113, 1113–1123



ILUSTRACIONES

Descripción de metodología → **Aclaratorio**



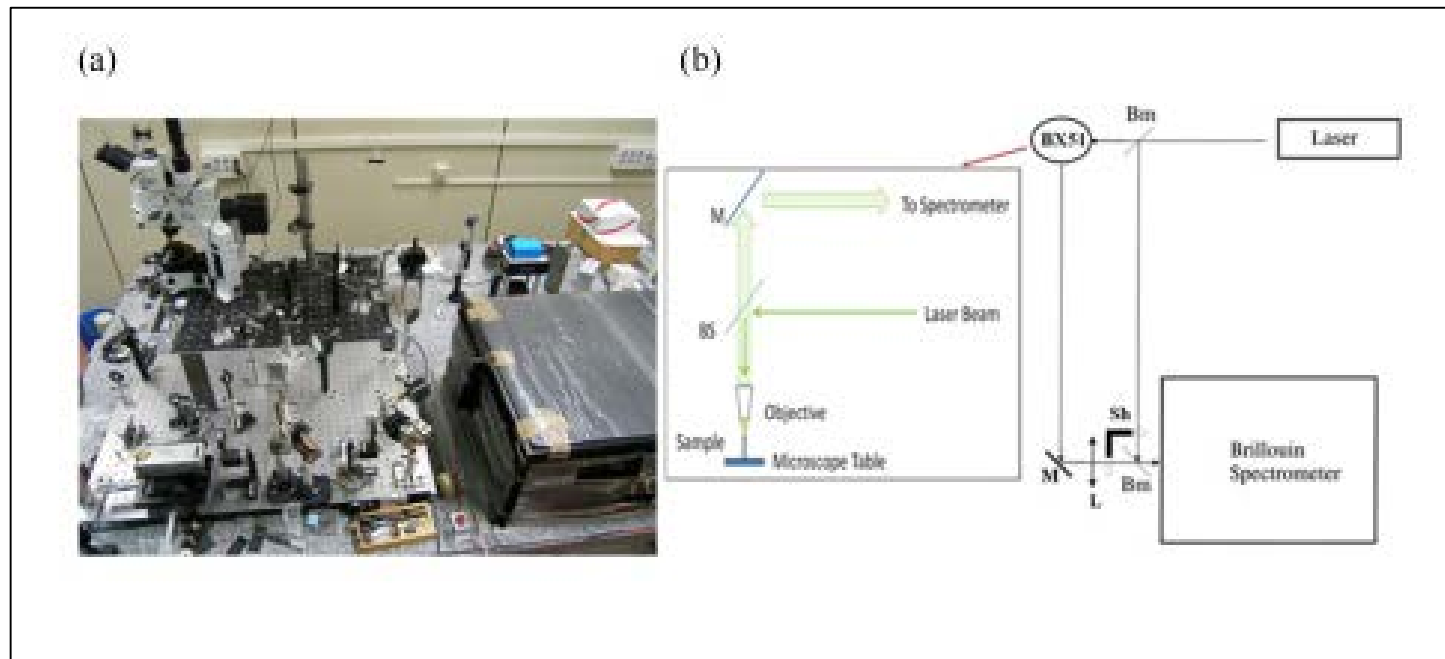
Regenerative Medicine (2016) 1, 16001



ILUSTRACIONES

- Descripción de metodología
- Instrumentos poco comunes

2.2 Brillouin spectroscopy



Biomedical Optics Express (2019) 10, 6, 2674-2683



ESTADÍSTICA

- Tamaño muestral y poder estadístico → **Justificar nº animales**
- Presentación de variables
- Test estadísticos
- Grado de significancia



M&M suplementario

Descripciones más extendidas de los mismos apartados.

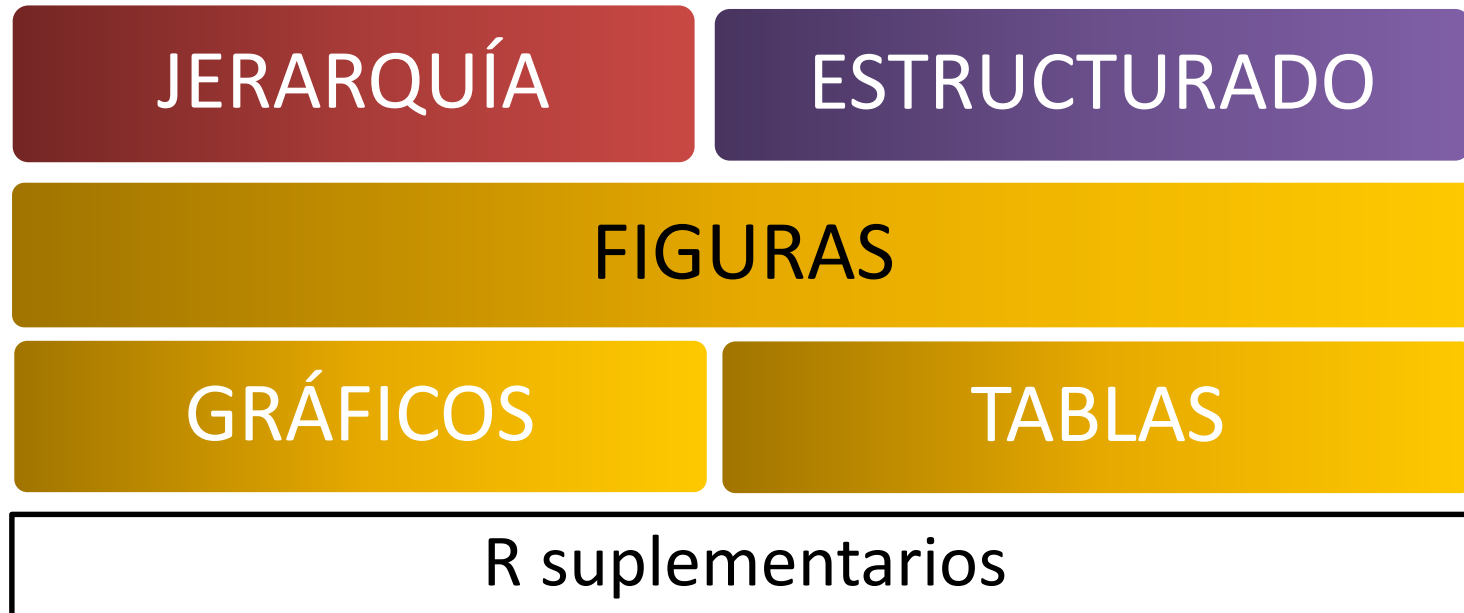


Protocolos completos

Componentes usados

Experimentos menos importantes





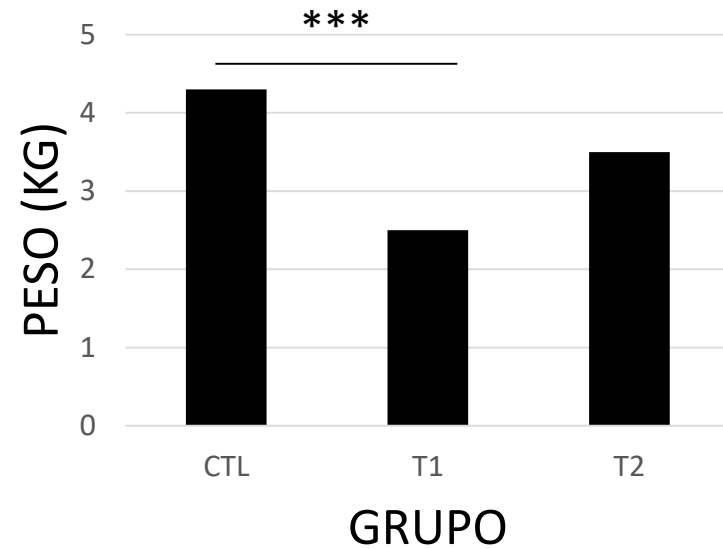
Interpretar resultados?

No duplicar datos!



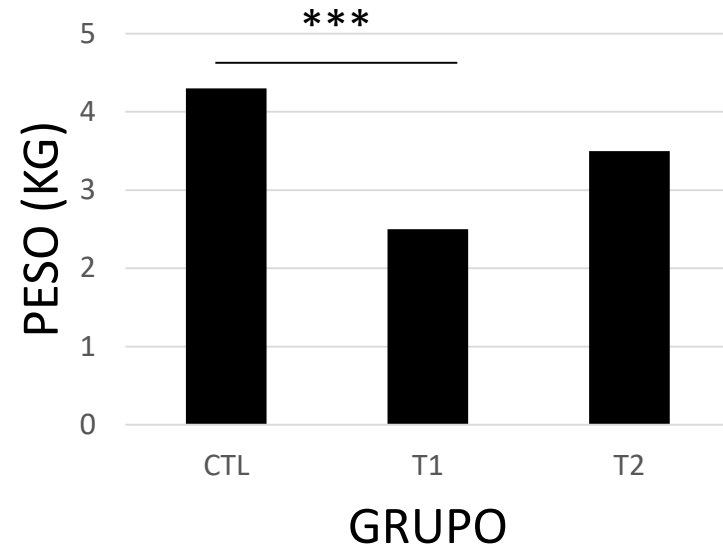


El peso del grupo control fue X, el del grupo T1 X kg, y el del grupo T2 X kg, siendo el peso del grupo T1 estadísticamente menor que el CTL ($p < 0,001$)

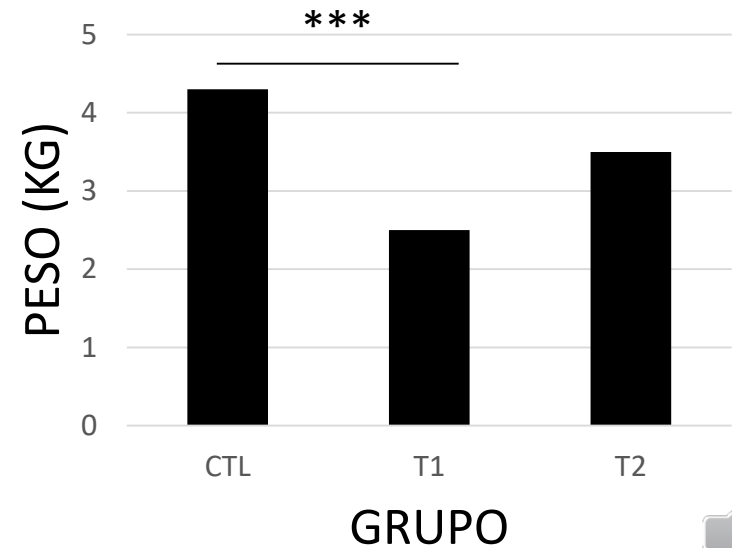




El peso del grupo control fue X, el del grupo T1 X kg, y el del grupo T2 X kg, siendo el peso del grupo T1 estadísticamente menor que el CTL ($p < 0,001$)



El peso del grupo T1 fue estadísticamente menor que el CTL ($p < 0,001$), pero no que el del grupo T2



Jerarquía

El resultado más importante del estudio
lo primero



Estructura

Secciones similares a M&M

M&M

Resultados

Determination of MAC



MAC of isoflurane

Recovery



Recovery from anaesthesia

Equine vet. J. (2011) 43, 6, 721-726



Estructura

Secciones interpretando / agrupando



Mice

Echocardiography

Electrocardiograms

Cell Culture, Transfection, and Immunofluorescence

Immunoprecipitation

Statistical Analysis

Circulation. 2019;140:1188–1204



RESULTS

Cardiac-Restricted Expression of Human TMEM43-S358L Induces Biventricular Dysfunction and Reduces Survival

TMEM43-S358L Expression in the Heart Induces Cardiomyocyte Death and Fibrofatty Replacement

Epicardium-Derived Cells Contribute to the Fibrotic Replacement of Cardiomyocytes

TMEM43 Is Located in the Nuclear Membrane and Interacts With Cytoskeleton-Binding Proteins

Antifibrotic Treatment Does Not Improve Cardiac Function in ARVC5 Mice



Figuras

Una imagen vale más que mil palabras

Es la forma más eficiente de presentar resultados



Figuras

Nº limitado: combinar y figuras suplementarias

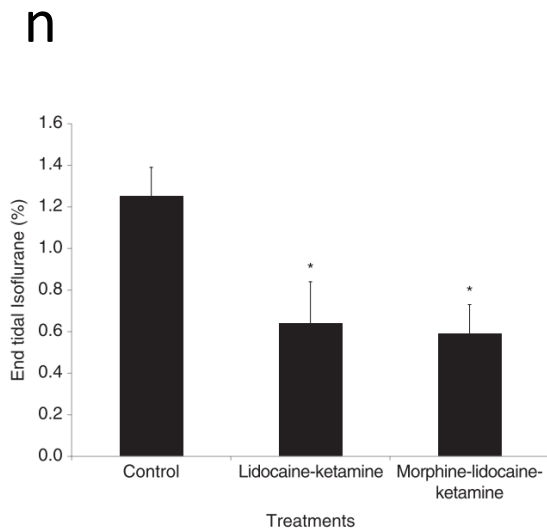
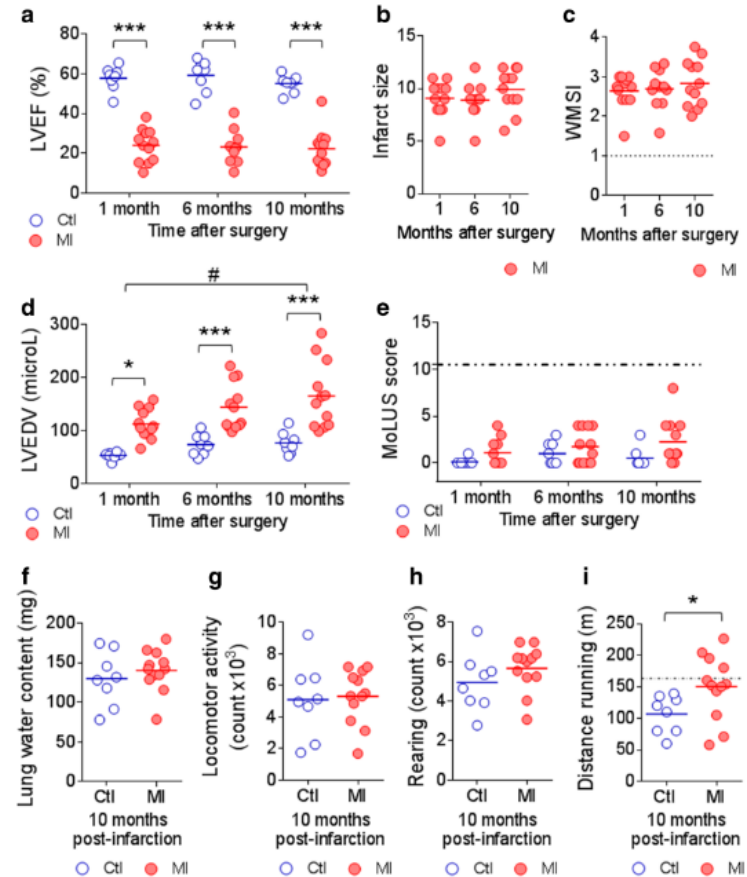


Fig 1: Minimum alveolar concentration of isoflurane adjusted at sea level from 6 horses receiving either lidocaine-ketamine (LK), morphine-lidocaine-ketamine (MLK) or saline (CTL). Data are expressed as mean \pm s.d. *Significantly different from Control group ($P < 0.05$).

Equine vet. J. (2011) 43, 6, 721-726



J. of Cardiovasc. Trans. Res. (2017) 10, 5-6, 499-501

Tablas

Nº limitado: tablas suplementarias

Precisas y fáciles de interpretar/ analizar

TABLE 1 Cardiac Parameters in WT Mice Compared With Laforin and Malin Knockout Mice

	8-10 Months of Age			14-16 Months of Age		
	WT	<i>Epm2a</i> ^{-/-}	<i>Epm2b</i> ^{-/-}	WT	<i>Epm2a</i> ^{-/-}	<i>Epm2b</i> ^{-/-}
2D echocardiography data						
LAX 2D LVVold, μ l	68 \pm 20	78 \pm 12	61 \pm 20	70 \pm 19	84 \pm 16	75 \pm 16
LAX 2D LVEF, %	59 \pm 6	53 \pm 9	55 \pm 6	58 \pm 12	47 \pm 7*	43 \pm 8†
SAX MM LV mass, mg	104 \pm 20	128 \pm 19	104 \pm 14	105 \pm 20	164 \pm 25‡§	152 \pm 32‡
N	5	6	6	11	12	12
Gravimetric, ELISA, and histological analyses						
HW/TLength, mg/mm				0.9 \pm 0.0	1.1 \pm 0.1†	1.1 \pm 0.1†
BNP expression (fold induction)				1.0 \pm 0.2	2.33 \pm 0.6‡	2.28 \pm 1.0‡
Cardiomyocytes area, μ m ²				419 \pm 129	675 \pm 255‡	521 \pm 174‡
PAS positive				–	+++	+++
N				7	8	8

Values are mean \pm SD. Values in **bold** are statistically significant. *p < 0.05; †p < 0.01; ‡p < 0.001 *Epm2a*^{-/-} versus WT and *Epm2b*^{-/-} versus WT; §p < 0.05; ||p < 0.01 *Epm2a*^{-/-} and *Epm2b*^{-/-} 8 to 10 months versus *Epm2a*^{-/-} and *Epm2b*^{-/-} 14 to 16 months, respectively, using a 2-way analysis of variance test with Bonferroni correction, or a Student t test for HW/TLength, cardiomyocyte area, and BNP expression.

2D = 2-dimensional; BNP = B-type natriuretic peptide; HW = heart weight; LAX = long axis view; LV = left ventricular; LVEF = left ventricular ejection fraction; LVVold = end-diastolic left ventricular volume; MM = motion-mode; PAS = periodic acid-Schiff staining in heart sections; SAX = short axis view; TLength = tibial length; WT = wild type.

Journal of the American College of Cardiology (2017) 69, 24, 3007-3009



Tablas y figuras

Título y pie de tabla que permitan interpretar los resultados que se muestran sin necesidad de ir al texto.

N, grupos,

Análisis estadístico

Abreviaturas

Figuras: resaltar diferencias.

Tablas: datos de los experimentos.



Resultados suplementarios

Datos crudos
Datos menos relevantes
Datos no significativos



Figuras y tablas

Explicadas en el texto principal





METODOLOGÍA Y RESULTADOS

María Villalba Orero- mvorero@ucm.es

[Free photo in Unsplash @hcmartob](#)



UNIVERSIDAD
COMPLUTENSE
MADRID

**JORNADAS SOBRE LA
CARRERA INVESTIGADORA**

MODULO 2

Como escribir un artículo científico: pautas y claves

11 de febrero de 2021

Rosa M^a García García
Dpto. de Fisiología
Facultad de Veterinaria
Universidad Complutense de Madrid
E-mail: rosa.garcia@vet.ucm.es
<https://veterinaria.ucm.es/conerepro>

- ❖ Discusión
- ❖ Conclusión
- ❖ Agradecimientos
- ❖ Financiación
- ❖ Decisiones científicas de editores y revisores

Discusión



- ❖ Posiblemente es la parte más difícil de elaborar y organizar
- ❖ Puede ser clave para que acepten o rechacen un artículo
- ❖ No es una discusión cerrada

¿Cómo la elaboramos?

- Interpretamos los resultados de nuestro trabajo
- Relacionamos los resultados entre sí
- Ponemos las implicaciones de los hallazgos obtenidos en el contexto de la literatura que existe hasta el momento

Discusión

Algunas claves:

- Exposición de resultados (no es una recapitulación)
- Empezar con la respuesta a la pregunta principal que se planteó en la introducción
- Adecuada extensión
- Clara y ordenada
- Coherente con los resultados obtenidos
- ¡No ocultar resultados que no encajen bien! (discutir las razones y dar explicación coherente)
- Crítica a los métodos utilizados o al diseño (si es pertinente)
- Bien hilada y con una secuencia razonable
- Posibles aplicaciones prácticas
- Perspectivas futuras
- Limitaciones del estudio



<https://psiquiatria.com/>

Conclusión/es

Sacamos las principales conclusiones del estudio y explicamos la importancia y relevancia del estudio en su campo

¿Cómo lo hacemos?

- Respondemos a las hipótesis o problema/s planteado/s en la introducción



Algunas claves:

- No sacar más conclusiones de las que se deduce por los resultados
- No conclusiones universales (extrapolación puede cambiar resultados)
- Claras



Agradecimientos

- Aquellas personas que no entran dentro de los criterios de AUTOR (personas que dan asistencia puramente técnica: servicio de imagen, de histología, personal al cuidado de animales...), asistencia con el inglés o con el formato, jefe/a de departamento que da soporte general....
- Subvenciones de proyectos, becas o contratos de los autores (si no hay apartado de financiación)



<https://www.icms.us-csic.es/>



<https://elpais.com/>

El agradecido/a debe aprobar que aparezca su nombre

Algunas claves:



- Breves y concisos (sin palabras efusivas, p. ej: excelente asistencia)



Financiación

- Fondos de proyectos públicos de Programas nacionales e internacionales (nombre agencia y referencia proyectos)
- Fondos de organizaciones privadas o empresas (cuestiones éticas, intereses), patentes
- No ha habido fondos que financien el trabajo



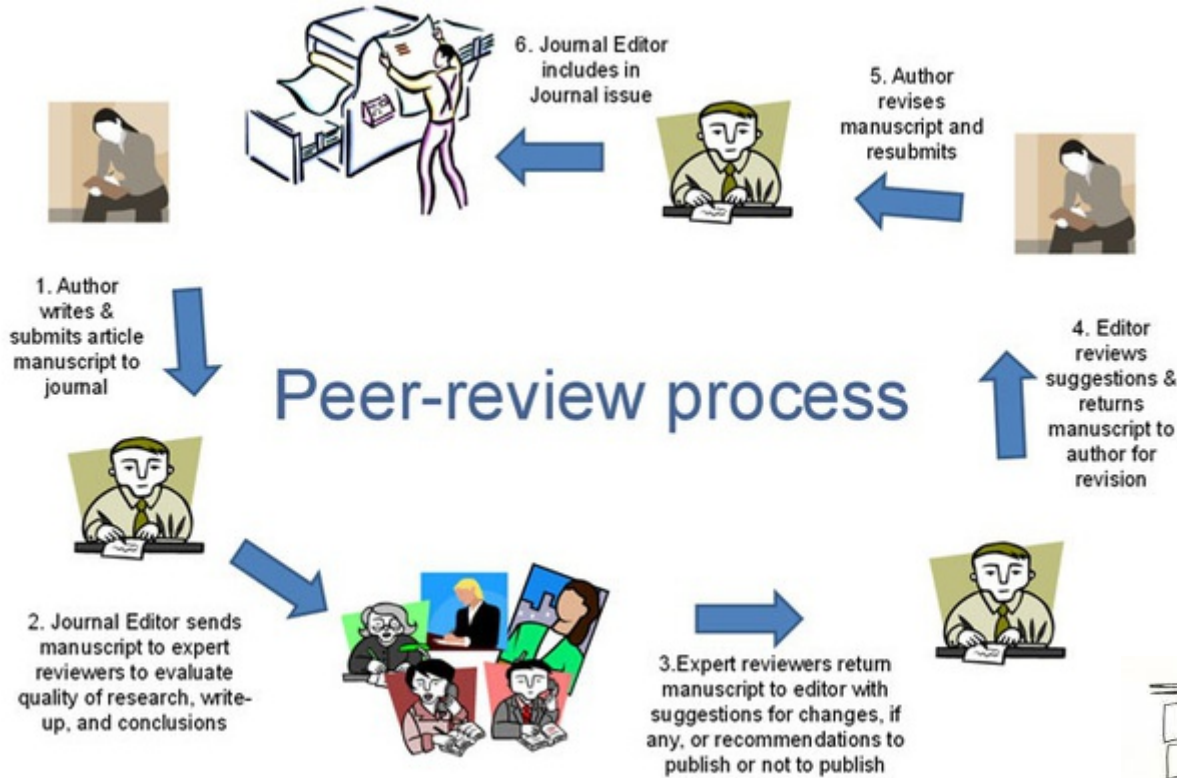
<https://as.com/>



www.vivus.es



FUNDACIÓN
RAMÓN ARECES



<https://www.quora.com/In-scientific-journals-what-is-meant-by-peer-review>



“Poor soul. Beaten down by peer reviews.”

Decisiones científicas del editor/a

Artículo llega a manos del editor desde la revista



Enviar a referees (2-3 normalmente) si:

- Se adapta a las líneas y al ámbito de la revista
- Presenta resultados nuevos, impactantes o si tiene implicaciones inmediatas o de largo alcance
- Se adapta el documento en líneas generales al estilo de la revista
- Es adecuada la forma de presentación
- Está completo el texto con todas las páginas, cuadros y figuras



<https://sites.google.com/>

Manuscrito adecuado sobre tema adecuado

Decisiones científicas de los referees (I)

Informe de revisión constructivo

Originalidad/Novedad:

- ¿Es novedoso? ¿es original?
- ¿Resulta un avance en el conocimiento actual del tema?

Importancia y relevancia:

- ¿Se han interpretado los resultados de forma adecuada?
- ¿Las conclusiones son adecuadas a tenor de los resultados? ¿son novedosas?
- ¿Se han identificado las hipótesis y especulaciones como tal?
- ¿Es interesante para los lectores del área? ¿para público general? (¿para jóvenes y niños?)

Mérito general

- ¿Se produce algún beneficio por la publicación del trabajo?
- ¿Sirve para avanzar en los conocimientos científicos?
- ¿El problema que abordan los autores es importante y llevan tiempo sin respuesta?
- ¿Se realiza una aproximación del problema inteligente?

Decisiones científicas de los referees (I)

Calidad científica:

- ¿Tiene fallos importantes en el diseño experimental o en las técnicas utilizadas? ¿tiene suficiente rigor científico?
- ¿Se utilizan las técnicas más adecuadas? ¿se hace según los estándares?
- ¿Los resultados son suficientemente robustos para permitir llegar a conclusiones?
- ¿Se describen los métodos, reactivos, herramientas, software con detalle?

Calidad de la presentación

- ¿Está escrito de forma adecuada?
- ¿Se presentan los datos de manera correcta? ¿lo hacen con la mejor calidad posible?

Nivel de inglés del texto

- ¿Es adecuado?
- ¿Se puede entender?

Referencias

- ¿Son adecuadas?
- ¿Aparecen auto-citaciones inapropiadas?

Ética

- ¿Se cumplen los estándares éticos aceptados en investigación?

Recomendaciones de los referees

- ❖ *“Accept in Present Form”*: se acepta sin más cambios
- ❖ *“Accept after Minor Revisions”*: el artículo se acepta en principio a la espera de realizar los cambios y sugerencias que hayan hecho los revisores
- ❖ *“Reconsider after Major Revisions”*: la aceptación del manuscrito está sujeta a la revisión y contestación a los referees. Carta contestando punto por punto y rebatiendo en el caso de que no se esté de acuerdo en algún punto
- ❖ *“Reject”*: se rechaza por algunas/varias de las cuestiones no satisfactorias del informe de los revisores



www.socialsolutions.com

¡Si hay una conducta no adecuada, plagio o un problema ético hay que contactar inmediatamente con el editor!

Decisión final del editor



<https://critica.cl/publicar-un-articulo/attachment/aceptado-rechazado>

Si no hay consenso entre los revisores, el editor manda a un tercer revisor o toma él/ella mismo/a la decisión



<https://www.enago.com/academy/8-reasons-why-articles-get-accepted/>

Thank You!

shutterstock.com • 1153070891

